




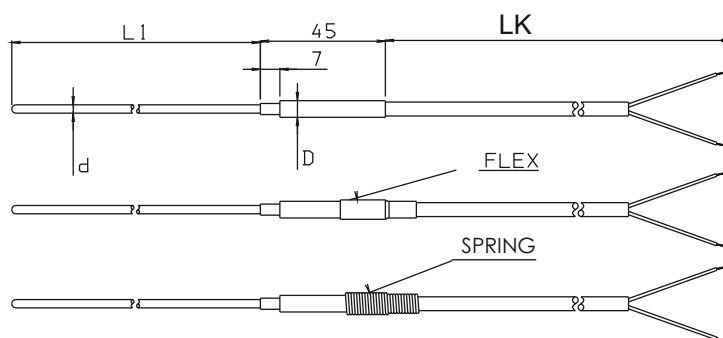
# Thermocouple

# TYPE MK

## Straight mineral insulated wire sensor - classified



- Mineral insulated thermocouples - DIN EN 61515:1996-09 - are used for reasons such as flexibility, fast response time and good resistance to vibrations, for measurement of temperatures in inaccessible places and harsh environment.
- Thermocouples only available with 1×TC for diameters below Ø3 mm.
- The measuring junction is standard insulated from Ø2 mm and up. The thermocouples are available with grounded alternatively exposed measuring junction. Ø1 mm and Ø1.5 mm only available as grounded or alternatively exposed measuring junction. Exposed measuring junction max. 180°C.
- The thermocouple is insulated with MgO. The tube is sealed at the tails. This sealing must not be exposed to temperatures over 180°C.
- Jacket material for protective sheath is chosen depending on temperature and environment, see separate data sheet.
- The recommended working temperature is dependent on thermowire and jacket material.
- Mechanical connection: Compression fitting, see data sheet for accessories.
- Response time (mean values) measured at velocities in water at 0.4 m/s:  $t_{0.5} = 1.5 \text{ sec.}$  -  $t_{0.9} = 3 \text{ sec.}$



DNV-GL EU RO MUTUAL RECOGNITION TYPE APPROVAL CERTIFICATE - Group members are:



Ordering: See ordering form on back page



# ORDERING FORM / THERMO COUPLE TYPE MK

## Type MK

### Imm. length/L1/mm

Min. 55 mm -  
max. 10.000 mm  
Optional length ....

### Sheath/d-Neck dia./D/ mm

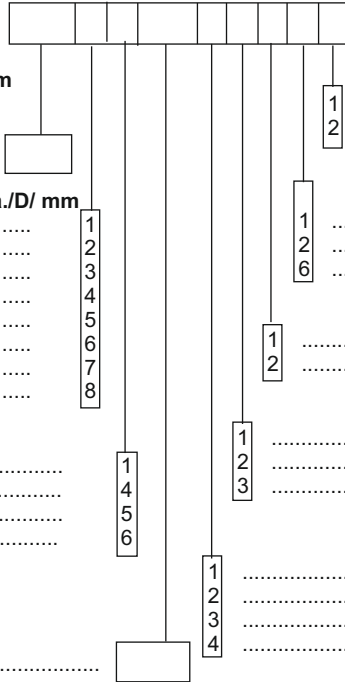
1.0 x 8 .....  
1.5 x 8 .....  
2.0 x 8 .....  
3.0 x 10 .....  
4.5 x 10 .....  
6.0 x 10 .....  
8.0 x 12 .....  
9.5 x 12 .....

### Jacket material

AISI 316 .....  
Inconel .....  
Hastelloy .....  
Nicrobell .....

### Wire/LK in mm

Min. 200 mm -  
max. 20.000 mm  
Optional length .....



V2.5

### Tolerance class

... 1  
... 2

### Thermoelement -

#### Type/working temperature

..... K - NiCr-Ni -40/+1000°C  
..... J - Fe-CuNi -40/+700°C  
..... N - NiCrSi-NiSi -40/+1250°C

### Number of thermocouples

..... 1×TC  
..... 2×TC (min. ø3 mm)

### Junction

..... Without  
..... Flex  
..... Spring

### Wire - type

..... PVC -5 / +85°C  
..... Silicone -40 / +180°C  
..... Teflon arm. -50 / +260°C  
..... Glassflex arm.

### Connection diagram:

Type	+	-
K	Non-magnetic Green	Magnetic White
J	Magnetic Black	Non-magnetic White
N	Non-magnetic Pink	Magnetic White

### Head office:

Senmatic A/S  
Industrivej 8, 5471 Søndersø, Denmark  
Phone: +45 64 89 22 11  
dk@senmatic.com - www.senmatic.com